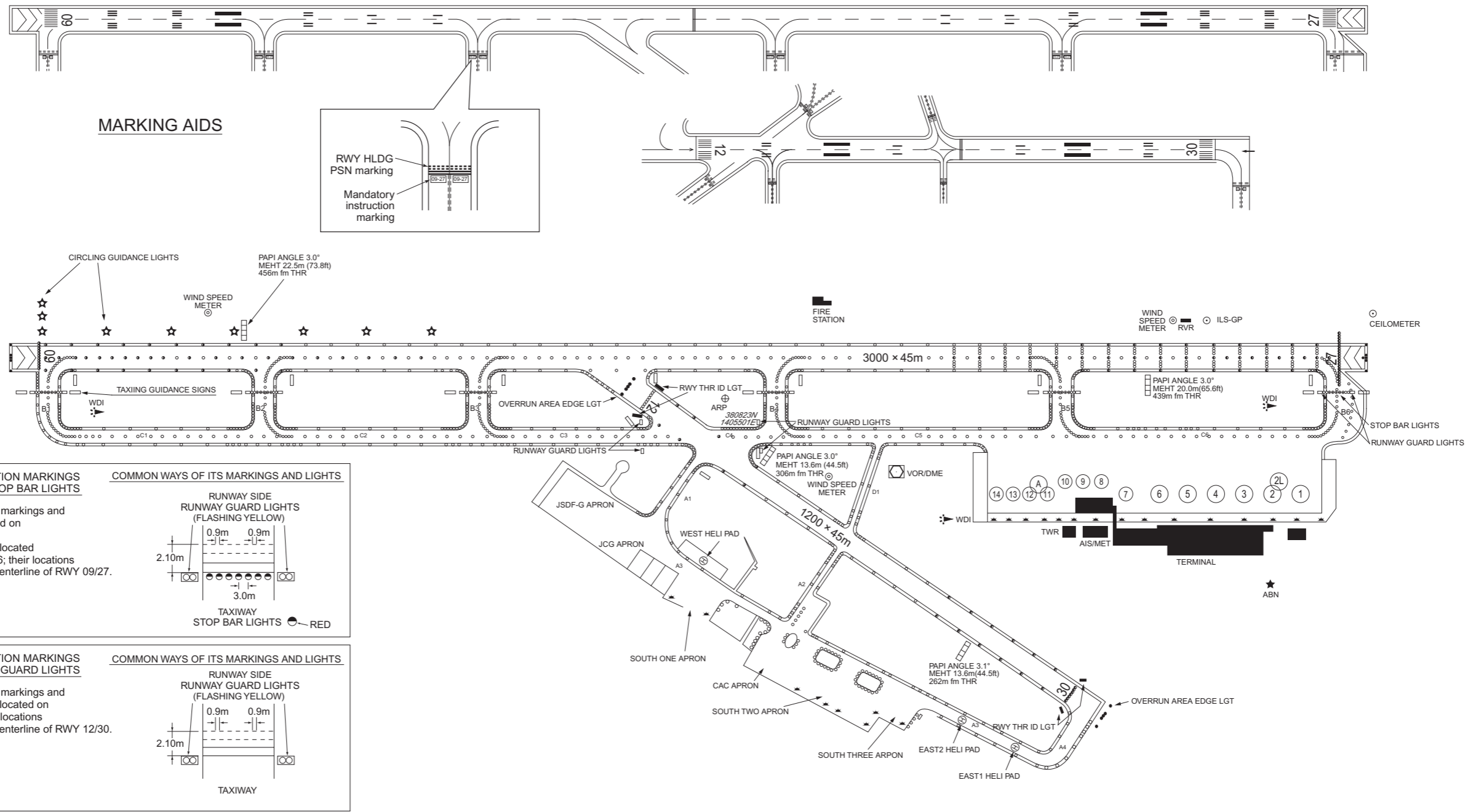


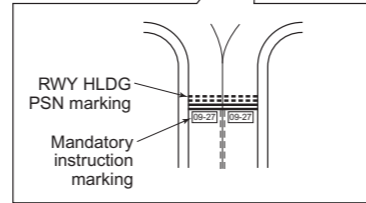
AERODROME CHART

SENDAI AIRPORT  
ELEV 1.7m(5.6ft)

↑  
VARS W/2024  
ANNUAL CHANGE 4 W



MARKING AIDS



**RUNWAY-HOLDING POSITION MARKINGS and STOP BAR LIGHTS**

Runway-holding position markings and Stop bar lights are located on taxiway B1 through B6  
Runway guard lights are located on taxiway B1 through B6; their locations are 75m off the runway centerline of RWY 09/27.

**COMMON WAYS OF ITS MARKINGS AND LIGHTS**

The diagram shows the layout of runway holding position markings (two pairs of solid lines) and stop bar lights (two pairs of red lights) on a taxiway. Dimensions include 0.9m between markings, 2.10m between stop bars, and 3.0m between the stop bars and the runway edge.

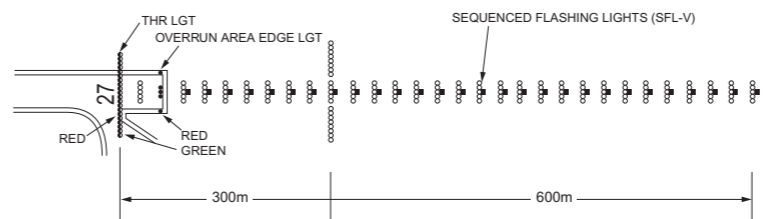
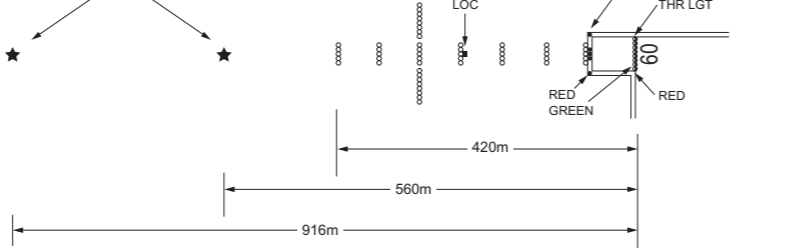
**RUNWAY-HOLDING POSITION MARKINGS and RUNWAY GUARD LIGHTS**

Runway-holding position markings and Runway guard lights are located on taxiway C3 and C4; their locations are 75m off the runway centerline of RWY 12/30.

**COMMON WAYS OF ITS MARKINGS AND LIGHTS**

The diagram shows the layout of runway holding position markings and runway guard lights (two pairs of flashing yellow lights) on a taxiway. Dimensions include 0.9m between markings and 2.10m between guard lights.

APPROACH LGT BEACON



CHANGE : Spot 2L, A added.