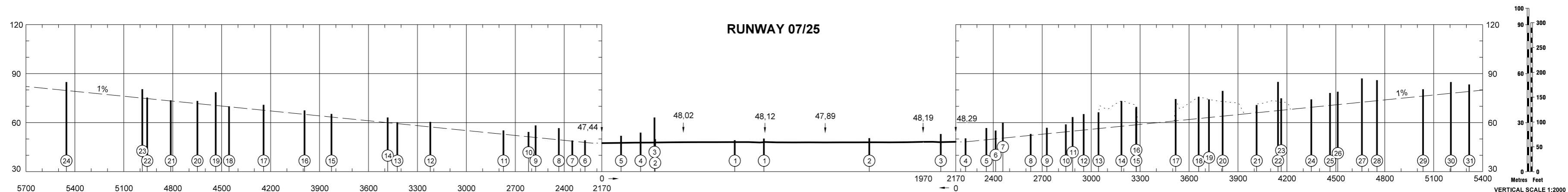
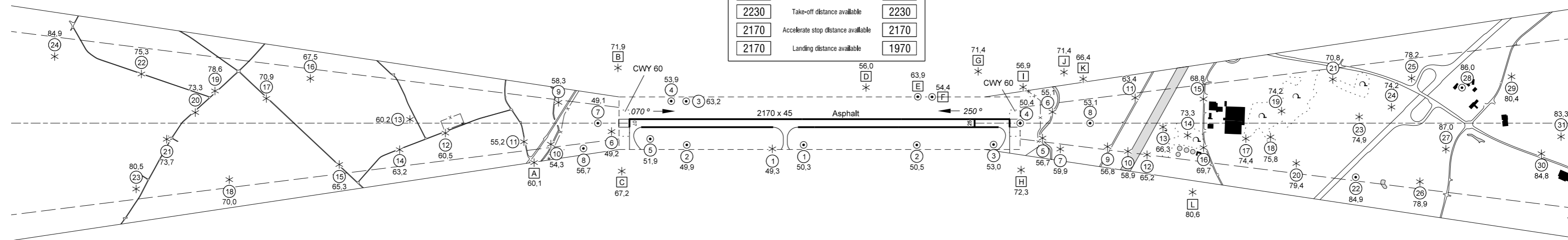


DIMENSIONS AND ELEVATIONS IN METRES
MAGNETIC VARIATION 2.2° E (2022.01)



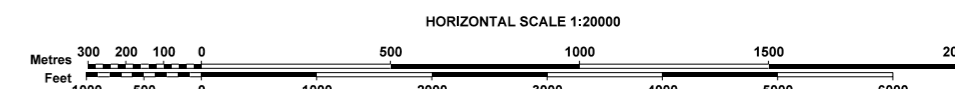
RWY 07	DECLARED DISTANCES	RWY 25
2170	Take-off run available	2170
2230	Take-off distance available	2230
2170	Accelerate stop distance available	2170
2170	Landing distance available	1970



AMENDMENT RECORD		
NO.	DATE	ENTERED BY

Date of survey: 05/2022

LEGEND	
	Terrain penetrating obstacle plane
	Wooded areas penetrating obstacle plane
	Structure gauge
	Pole, tower, chimney, antenna
	Tree, shrub
	Building
	Obstacle penetrating obstacle plane, profile presentation
	Obstacle penetrating the transitional surfaces
	High tension cable, overhead cable
	Fence
	Railroad (one or more tracks)



Correction: OBS 5 adjusted.