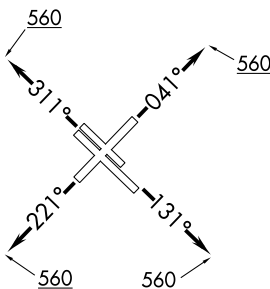


PEECE SIX DEPARTURE (RNAV)


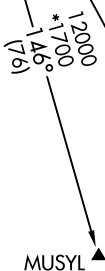
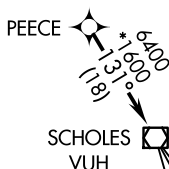
**TOP ALTITUDE:
16000**

D-ATIS
124.6
CLNC DEL
125.45
CPDLC
GND CON
121.9
HOBBY TOWER
118.7 256.9
HOUSTON DEP CON
127.125 269.075



TAKEOFF MINIMUMS

Rwy 4: Standard with minimum climb of 500' per NM to 3800.
 Rwy 13L: Standard with minimum climb of 500' per NM to 4200.
 Rwy 13R: Standard with minimum climb of 500' per NM to 4400.
 Rwy 22: Standard with minimum climb of 500' per NM to 3900.
 Rws 31L/R: Standard with minimum climb of 500' per NM to 3300.



- NOTE: DME/DME/IRU or GPS required.
- NOTE: RADAR required.
- NOTE: RNAV 1.
- NOTE: GPS required for ANKRR, KELPP, and MUSYL TRANSITIONS.

NOTE: Chart not to scale.

(NARRATIVE ON FOLLOWING PAGE)

KELPP ▲

SC-5, 20 MAR 2025 to 17 APR 2025

SC-5, 20 MAR 2025 to 17 APR 2025