



3.显示指示

Display indicating





当航空器到达停机线时，系统显示'STOP'的同时，在方位显示区域显示2个红色矩形停止指示排灯，而黄色接近速率光带消失。

When the correct stop position is reached, all of the LEDs for the closing rate field will be off, the word 'STOP' will appear in the display and two red rectangular fields will be lighted in the azimuth guidance area of the display.



航空器停靠在正确位置几秒后，系统将显示'OK'。

If the aircraft stops in the correct position, 'OK' will be displayed after a few seconds.



若航空器超越停止线1.5m(7号机坪所有停机位(停机位90、95、96除外)); 1m(1号机坪所有停机位，卫星厅机坪所有停机位(停机位111、124、130、157、160、178除外))以外时，系统将显示'TOO FAR'。

If the aircraft has gone past the correct stop position more than 1.5m(Apron Nr.7(EXC Stands Nr. 90, 95, 96)) and 1m(Apron Nr.1; Satellite Apron(EXC Stands Nr. 111, 124, 130, 157, 160, 178)), the display will show 'TOO FAR'.

- 注 **Note:**
1. 当系统显示的机型错误时，驾驶员应立即停止航空器滑行。  
On seeing a wrong aircraft type displayed on the system, the pilot should stop the aircraft immediately.

2. 当使用该系统进行停靠时，航空器应沿滑行引导中线滑行，以最低滑行速度进入停机位。  
When using the docking system, aircraft should follow taxi centerline into the stand at minimum operating speed.

3. 为防止航空器超越停止线，航空器应缓慢接近停止线，驾驶员应注意接近速率信息。当系统显示'STOP'或地面引导员发出停止信号时，驾驶员应立即停止航空器滑行。  
To avoid overshooting, pilots are advised to approach the stop position slowly and observe the closing rate information. Pilots should stop the aircraft immediately when seeing the 'STOP' display, or when given the stop sign by the aircraft marshaller.

4. 系统在识别航空器的过程中，当显示'WAIT'时，航空器必须停止前进，等待系统对航空器进行再次识别；识别成功后，航空器方可在系统引导下继续停靠。否则，系统将显示'STOP'，航空器必须立即停止停靠。  
When the system is identifying and display 'WAIT', the aircraft must stop and wait for the system identifying it over again. If the aircraft is identified successfully by the system, then the aircraft can continue docking, otherwise 'STOP' will appear and the pilot must brake the aircraft immediately.

5. 驾驶员在无法确定系统所显示的引导信息时，应立即停止滑行并等待进一步的停靠指示。  
If the pilot is unsure of the informatin being shown on the DGS display unit, he must immediately stop the aircraft and obtain further informatin.