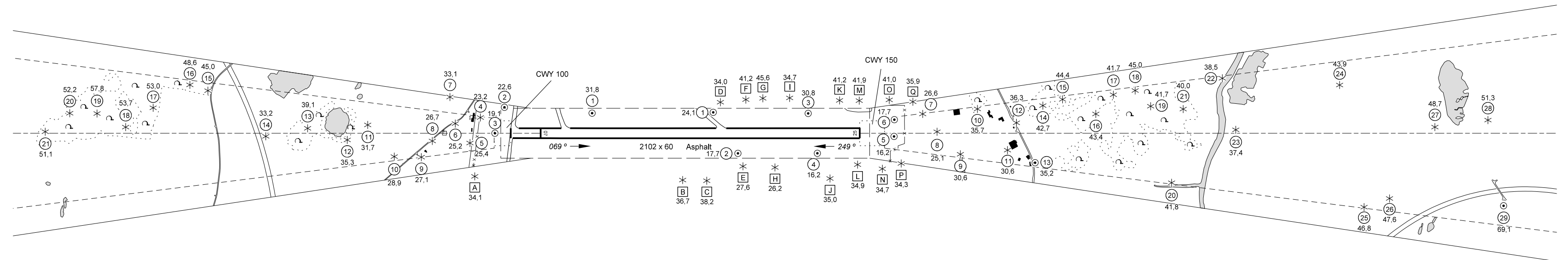
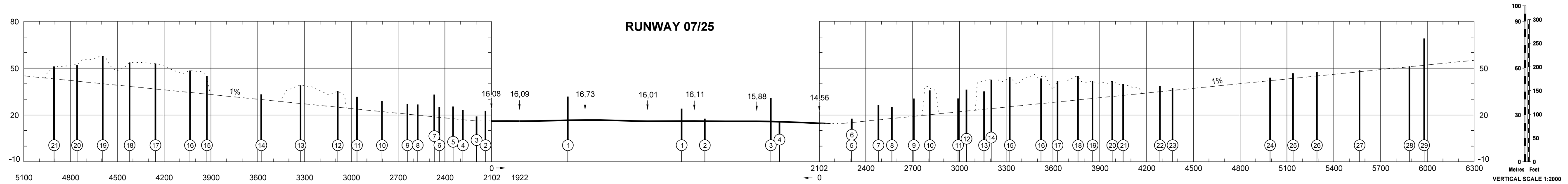


DIMENSIONS AND ELEVATIONS IN METRES  
MAGNETIC VARIATION 2.9° E (2022.01)



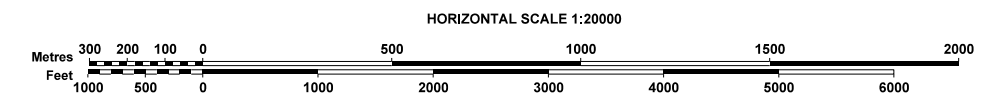
AMENDMENT RECORD		
NO.	DATE	ENTERED BY

Date of survey: 04/2022

RWY	DECLARED DISTANCES	RWY
07		25
2102	Take-off run available	2102
2252	Take-off distance available	2202
2102	Accelerate stop distance available	2102
1922	Landing distance available	2102

**LEGEND**

- Terrain penetrating obstacle plane
- Wooded areas penetrating obstacle plane
- Structure gauge
- Pole, tower, chimney, antenna
- Tree, shrub
- Building
- Obstacle penetrating obstacle plane, profile presentation
- Obstacle penetrating the transitional surfaces
- High tension cable, overhead cable
- Fence
- Railroad (one or more tracks)



Correction: New survey.