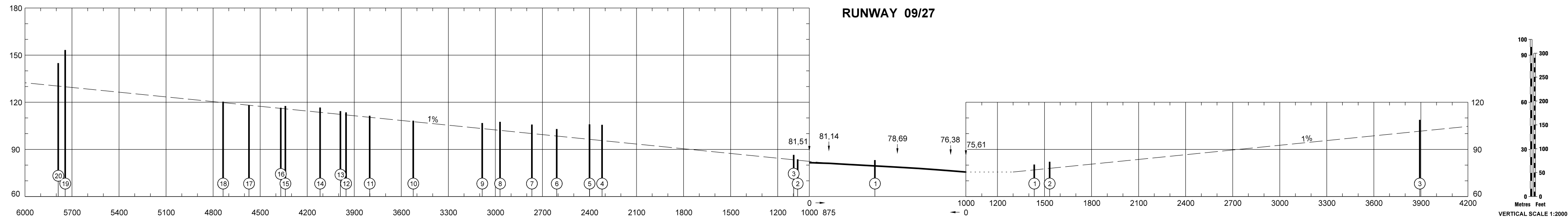
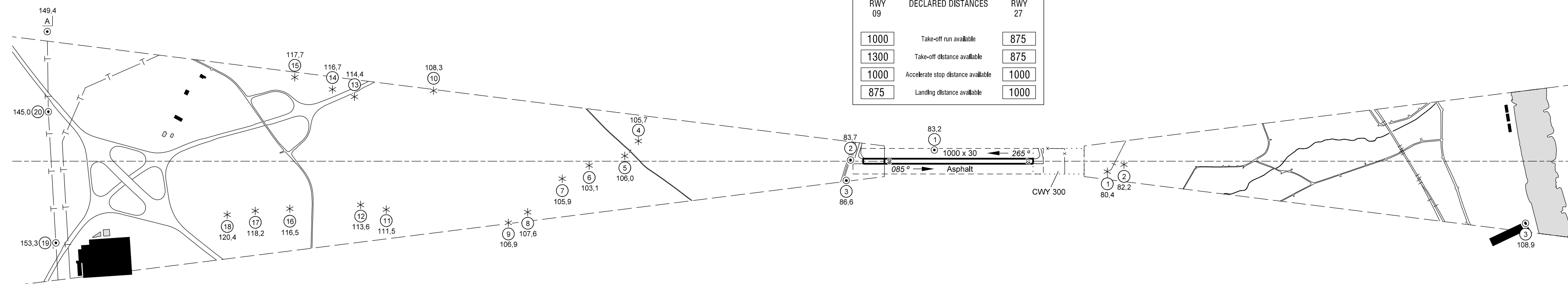


DIMENSIONS AND ELEVATIONS IN METRES
MAGNETIC VARIATION 3.2° E (2022,01)



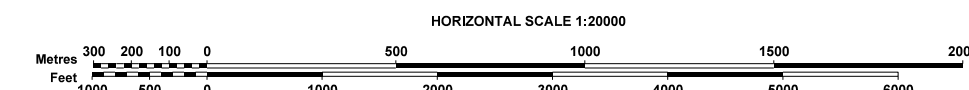
RWY 09	DECLARED DISTANCES	RWY 27
1000	Take-off run available	875
1300	Take-off distance available	875
1000	Accelerate stop distance available	1000
875	Landing distance available	1000



AMENDMENT RECORD		
NO.	DATE	ENTERED BY

Date of survey: 04/2022

LEGEND	
	Terrain penetrating obstacle plane
	Wooded areas penetrating obstacle plane
	Structure gauge
	Pole, tower, chimney, antenna
	Tree, shrub
	Building
	Obstacle penetrating obstacle plane, profile presentation
	Obstacle penetrating the transitional surfaces
	High tension cable, overhead cable
	Fence
	Railroad (one or more tracks)



Correction: New survey.