

航空器目视停靠引导系统（二） AIRCRAFT DOCKING GUIDANCE SYSTEM (II)

6. 减速

SLOW DOWN

If the aircraft is approaching faster than the accepted speed, the system will show SLOW as a warning to the pilot.

如果航空器的速度超过系统设定的限制速度，系统将向飞行员显示“SLOW”（减速）警告。

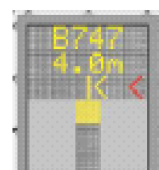


7. 方位引导

AZIMUTH GUIDANCE

The aircraft is four meters from the stop-position. The yellow arrow indicates an aircraft to the left of the centre line, and the red flashing arrow indicates the direction to turn.

如图，航空器距泊位4m。黄色箭头表明航空器偏到了中轴线的左边，红色箭头指出了航空器应转的方向。




8. 到达停止位

STOP POSITION REACHED

When the correct stop-position is reached, the display will show STOP and red lights will be lit.

当航空器到达正确的泊位位置时，显示器将显示“STOP”（停止）和如图所示的红色方块图标。

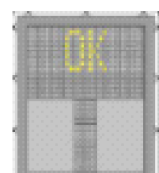


9. 停泊结束

DOCKING COMPLETED

When the aircraft has parked, OK will be displayed.

当停泊过程结束时，将显示“OK”。




10. 越过泊位

OVERSHOOT

If the aircraft has overshoot the stop-position, TOO FAR will be displayed.

如果航空器滑动超出了泊位，将显示“TOO FAR”。



Note: Only for stands Nr.I-7, 308, 315.(III)